

# FINANCIALS

## Revenue and Expenses Year Ended June 30, 2009

### OPERATING REVENUE

Individual Donors	\$ 830,751
Corporations and Foundations	574,479
Religious and Civic Organizations	49,800
Fundraising Events (net)	445,099
<b>Total Private Gifts</b>	<b>1,900,129</b>
Government Grants and Contracts	1,803,335
United Ways	160,955
Non-cash Contributions	191,635
<b>Total Public and Private Support</b>	<b>4,056,054</b>
Investment income/other	72,325
<b>TOTAL OPERATING REVENUE</b>	<b>\$ 4,128,379</b>

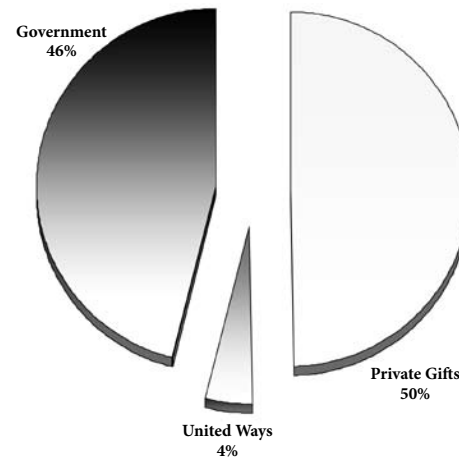
### OPERATING EXPENSES

Teen Program	\$ 1,666,897
Crisis Nursery Program	1,487,140
<b>Total SafeHaven for Kids</b>	<b>3,154,037</b>
Community Services	941,336
Fund Development	342,469
Management/General	470,909
<b>TOTAL OPERATING EXPENSES</b>	<b>\$ 4,908,751</b>
<b>NET OPERATING DEFICIT</b>	<b>(780,372)</b>
Loss from Endowment/Interest	(1,234,311)
<b>OTHER GIFTS</b>	
Permanently Restricted Gifts	\$ 37,339
<b>TOTAL NET DEFICIT</b>	<b>(1,977,344)</b>

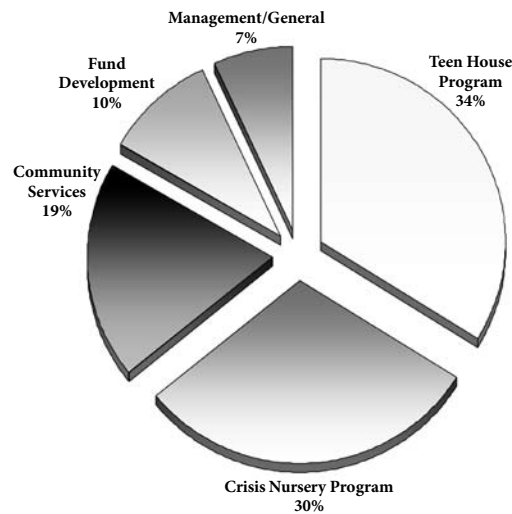
Full audited financial statements are available upon request at Kids in Crisis.



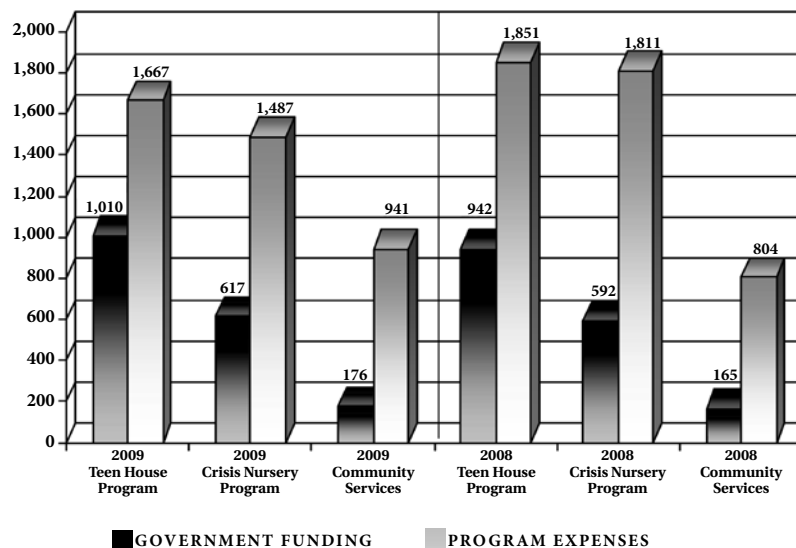
## KIDS IN CRISIS, INC. REVENUE YEAR ENDED JUNE 30, 2009



## KIDS IN CRISIS, INC. EXPENSES YEAR ENDED JUNE 30, 2009



## KIDS IN CRISIS, INC. GOVERNMENT FUNDING AND PROGRAM EXPENSES YEARS ENDED JUNE 30, 2009 AND 2008



FINANCIALS  
 COMMUNITY SERVICES  
 VOLUNTEER SERVICES  
 DONOR LISTINGS